

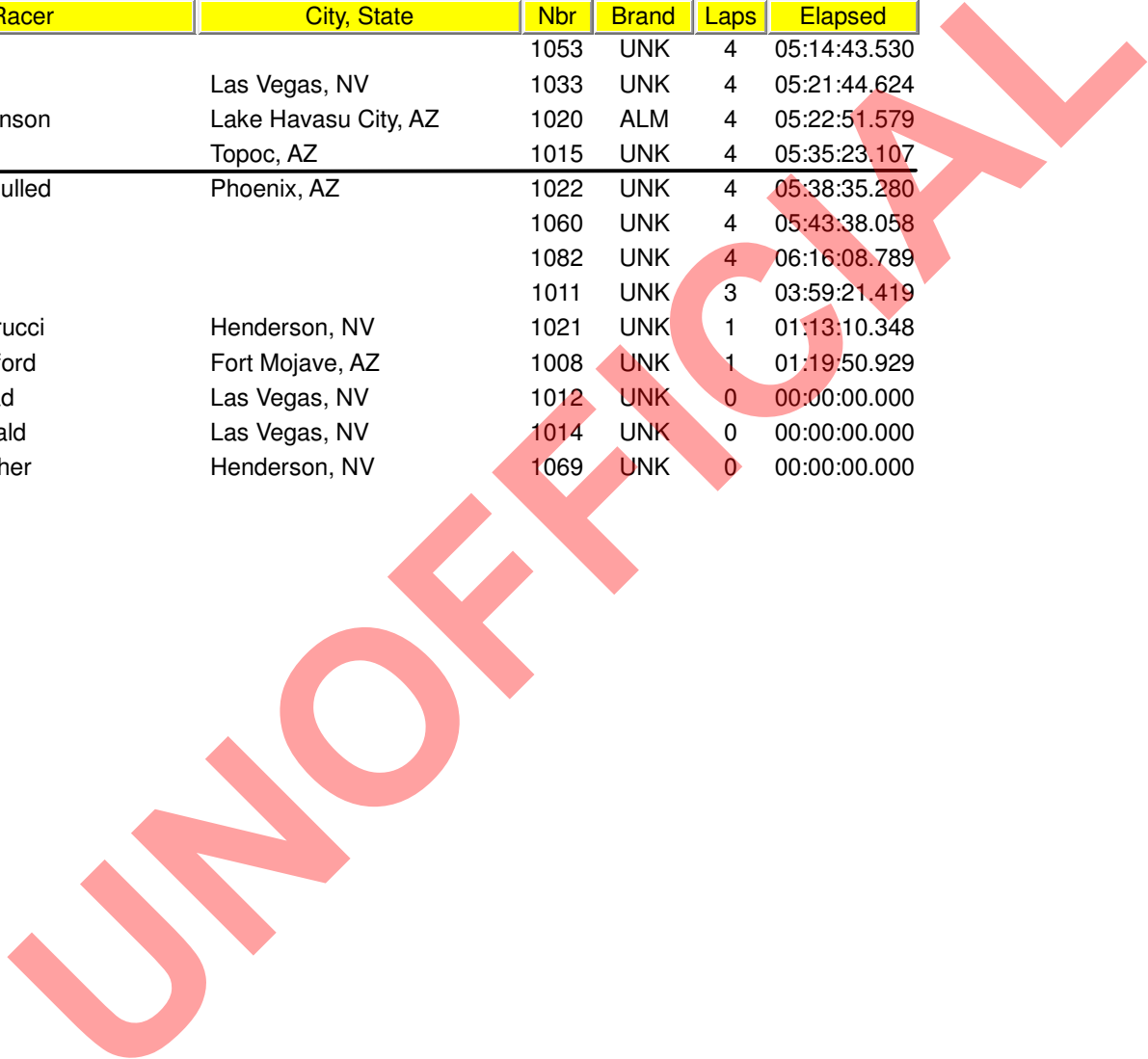
**Knotty Pine  
Caliente  
June 07, 2018**

Class 1				12 Entries		
Place	Racer	City, State	Nbr	Brand	Laps	Elapsed
* 1	Sean Gilbert	Las Vegas, NV	162	UNK	4	05:15:42.034
2	Bob Swim		159	UNK	4	05:22:50.182
3	Kyle Cox	Spring Creek, NV	191	UNK	4	05:23:45.909
* 4	Keith Waibel	Lake Havasu City, AZ	172	UNK	4	05:30:06.287
5	Mike Frye		113	UNK	4	05:35:13.573
6	Richard Nowlin		199	UNK	4	06:02:06.215
7	John Ramirez	Las Vegas, NV	155	UNK	4	06:19:31.385
<b>DNF</b>	Billy Worthing	Santa Ana, CA	166	UNK	3	04:00:25.887
* <b>DNF</b>	Joe David		152	UNK	3	06:19:55.862
<b>DNF</b>	Butch Jensen		125	UNK	2	02:57:16.912
<b>DNF</b>	Sean Argentino		123	UNK	1	01:15:23.646
<b>DNF</b>	James Dean		175	UNK	1	01:35:43.862

UNOFFICIAL

\* Penalty Applied

Class 10				13 Entries		
Place	Racer	City, State	Nbr	Brand	Laps	Elapsed
1	Fred Hatch		1053	UNK	4	05:14:43.530
2	Vince Viola	Las Vegas, NV	1033	UNK	4	05:21:44.624
* 3	Brandon Johnson	Lake Havasu City, AZ	1020	ALM	4	05:22:51.579
4	James Ford	Topoc, AZ	1015	UNK	4	05:35:23.107
5	Conner McMulled	Phoenix, AZ	1022	UNK	4	05:38:35.280
6	Steven Scott		1060	UNK	4	05:43:38.058
* 7	Tom Coons		1082	UNK	4	06:16:08.789
<b>DNF</b>	Justin Wallin		1011	UNK	3	03:59:21.419
<b>DNF</b>	Anthony Perrucci	Henderson, NV	1021	UNK	1	01:13:10.348
<b>DNF</b>	Steven Bradford	Fort Mojave, AZ	1008	UNK	1	01:19:50.929
<b>DNF</b>	Blaine Conrad	Las Vegas, NV	1012	UNK	0	00:00:00.000
<b>DNF</b>	Blain Mcdonald	Las Vegas, NV	1014	UNK	0	00:00:00.000
<b>DNF</b>	Kenny Thatcher	Henderson, NV	1069	UNK	0	00:00:00.000



\* Penalty Applied

Caliente

June 07, 2018

Class 12				7 Entries		
Place	Racer	City, State	Nbr	Brand	Laps	Elapsed
1	Rob Archibald	Lakeside, CA	1269	UNK	4	05:21:49.106
2	Scott Bassett		1211	UNK	4	05:29:25.063
* 3	Rick Madison	Parker, AZ	1204	UNK	4	05:45:57.304
* 4	Matt Vanderpool		1280	UNK	4	05:52:04.234
* 5	Bob Dziurawiec	Prescott Valley, AZ	1259	UNK	4	05:53:59.807
<b>DNF</b>	Michael Benediet		1215	UNK	0	00:00:00.000
<b>DNF</b>	Dave Matsui	Santa Ana, CA	1266	UNK	0	00:00:00.000

UNOFFICIAL

\* Penalty Applied

Unlimited Truck				5 Entries		
Place	Racer	City, State	Nbr	Brand	Laps	Elapsed
1	John Bowers		84	UNK	4	05:38:12.175
2	Bruce Field		81	UNK	4	06:15:29.010
<b>DNF</b>	Chad Hall		30	UNK	2	02:33:24.716
<b>DNF</b>	Daniel Dailey	Cedar City, UT	66	UNK	1	01:22:44.326
<b>DNF</b>	Allen Cluck		49	UNK	0	00:00:00.000

UNOFFICIAL

1450 Pro				1 Entries		
Place	Racer	City, State	Nbr	Brand	Laps	Elapsed
DNF	Jeremy Deakins	Norco, CA	443	UNK	1	01:21:43.213

UNOFFICIAL

Class 5 Unlimited				3 Entries		
Place	Racer	City, State	Nbr	Brand	Laps	Elapsed
* 1	Justin Smith		516	UNK	4	05:20:02.862
* 2	Darrell Clifton	Palmdale, CA	525	UNK	4	06:34:14.828
<b>DNF</b>	Tyler Romero		520	UNK	0	00:00:00.000

UNOFFICIAL

\* Penalty Applied

Class 5-1600					1 Entries	
Place	Racer	City, State	Nbr	Brand	Laps	Elapsed
1	Rodney Topping		590	UNK	3	05:13:26.044

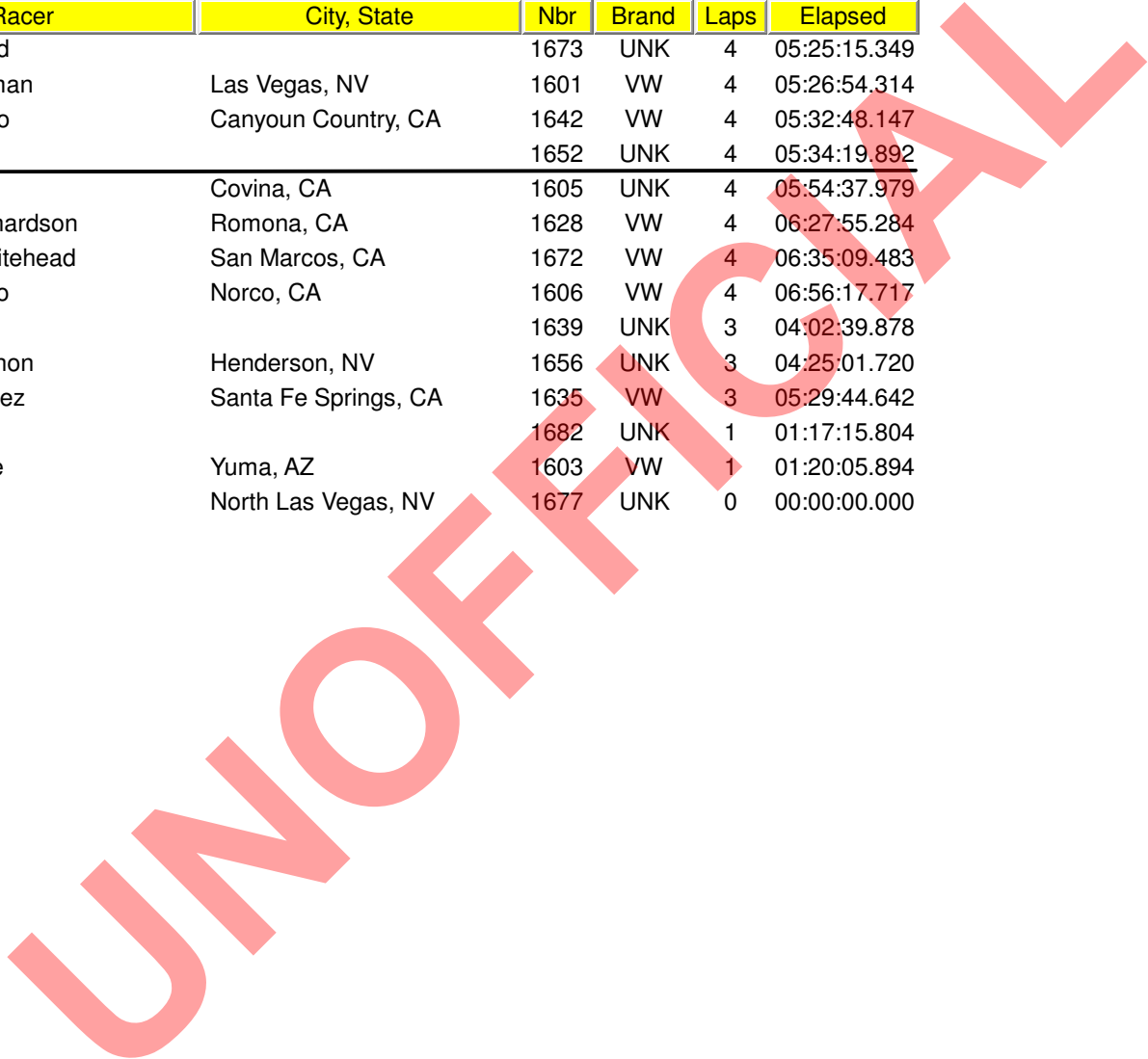
UNOFFICIAL

**Knotty Pine**

**Caliente**

**June 07, 2018**

Class 1-2 1600				14 Entries		
Place	Racer	City, State	Nbr	Brand	Laps	Elapsed
1	Michael Ward		1673	UNK	4	05:25:15.349
2	Kenny Freeman	Las Vegas, NV	1601	VW	4	05:26:54.314
3	Emily Shapiro	Canyoun Country, CA	1642	VW	4	05:32:48.147
4	Art Velasco		1652	UNK	4	05:34:19.892
* 5	Mike Cole	Covina, CA	1605	UNK	4	05:54:37.979
6	Journee Richardson	Romona, CA	1628	VW	4	06:27:55.284
7	Brandon Whitehead	San Marcos, CA	1672	VW	4	06:35:09.483
8	Robert Coello	Norco, CA	1606	VW	4	06:56:17.717
* <b>DNF</b>	Jeff Bruner		1639	UNK	3	04:02:39.878
<b>DNF</b>	Patrick Glennon	Henderson, NV	1656	UNK	3	04:25:01.720
* <b>DNF</b>	Alec Rodriguez	Santa Fe Springs, CA	1635	VW	3	05:29:44.642
<b>DNF</b>	Jordan Dean		1682	UNK	1	01:17:15.804
<b>DNF</b>	Jordan Poole	Yuma, AZ	1603	VW	1	01:20:05.894
<b>DNF</b>	Jay Shain	North Las Vegas, NV	1677	UNK	0	00:00:00.000



\* Penalty Applied



**Knotty Pine  
Caliente  
June 07, 2018**

Heavy Metal						1 Entries
Place	Racer	City, State	Nbr	Brand	Laps	Elapsed
* 1	Monte Tibbitts	Pine Ridge, SD	855	UNK	4	06:29:30.834

UNOFFICIAL

\* Penalty Applied

**Knotty Pine  
Caliente  
June 07, 2018**

Class 6100				2 Entries		
Place	Racer	City, State	Nbr	Brand	Laps	Elapsed
1	Trevor Harvey	Westminster, CO	6157	UNK	4	06:01:42.092
<b>DNF</b>	Jarrett Valenti	Lugana Niguel, CA	6177	UNK	0	00:00:00.000

UNOFFICIAL

\* Penalty Applied

**Knotty Pine  
Caliente  
June 07, 2018**

Trophy Lite				2 Entries		
Place	Racer	City, State	Nbr	Brand	Laps	Elapsed
* 1	John Slavic	Foothill Ranch, CA	6076	UNK	3	05:49:23.107
* 2	Scaeffler Slavic		6069	UNK	3	06:22:19.406

UNOFFICIAL

\* Penalty Applied

**Knotty Pine  
Caliente  
June 07, 2018**

Class 3000				4 Entries		
Place	Racer	City, State	Nbr	Brand	Laps	Elapsed
* 1	Kevin Mckeown		3028	UNK	4	05:50:11.546
* DNF	Jacob Frye		3013	UNK	3	04:53:46.269
* DNF	Matt Kessman	Las Vegas, NV	3014	UNK	1	01:18:06.366
* DNF	Matthew Colledge	Cedar Hill, UT	3091	UNK	1	01:29:24.272

UNOFFICIAL

\* Penalty Applied

Class7s				5 Entries		
Place	Racer	City, State	Nbr	Brand	Laps	Elapsed
1	Justin Park		7147	UNK	3	05:01:49.516
2	Travis Dutemple	Murrieta	7159	UNK	3	05:18:01.717
<b>DNF</b>	Jeff Jones		7124	UNK	2	04:39:04.324
<b>DNF</b>	Darryl Zygela	Las Vegas, NV	7118	UNK	1	01:56:27.429
<b>DNF</b>	Kevin Baugh	Menifee, CA	7173	UNK	0	00:00:00.000

UNOFFICIAL

**Knotty Pine**  
**Caliente**  
**June 07, 2018**

<b>Class 9</b>				<b>5 Entries</b>		
<b>Place</b>	<b>Racer</b>	<b>City, State</b>	<b>Nbr</b>	<b>Brand</b>	<b>Laps</b>	<b>Elapsed</b>
* <b>1</b>	Joshua Englestead	Henderson, NV	998	VW	3	04:53:20.445
<b>2</b>	Nathan Cripps		918	UNK	3	05:22:01.855
* <b>3</b>	David London	London Hills, CA	915	VW	3	05:27:53.351
<b>DNF</b>	Jason Davis	Pinion Hills, CA	972	VW	1	01:29:24.788
* <b>DNF</b>	Kenny Ham	Pine City, NY	969	VW	1	02:03:46.990

UNOFFICIAL

\* Penalty Applied

Stock Bug				3 Entries		
Place	Racer	City, State	Nbr	Brand	Laps	Elapsed
1	Cory Vandermark	Fresno, CA	1102	VW	2	03:54:17.082
2	Scott Small	Cortez, CO	1150	VW	2	04:09:54.425
<b>DNF</b>	Donna Passante	Scottsdale, AZ	1112	VW	1	02:34:10.212

UNOFFICIAL

Caliente

June 07, 2018

SxS Pro Limited				6 Entries		
Place	Racer	City, State	Nbr	Brand	Laps	Elapsed
* 1	Broc Smith	Delores, CO	1941	UNK	4	06:09:53.103
* 2	George Felix		1958	UNK	4	06:12:01.678
3	Cole Talbot	Moab, UT	1942	UNK	4	06:59:26.527
DNF	Jacob Crott	Las Vegas, NV	1903	UNK	2	02:54:22.722
DNF	Jeanella Clark		1976	UNK	2	04:00:34.205
DNF	Devan Lyman	Idaho Falls, ID	1904	UNK	0	00:00:00.000

UNOFFICIAL

\* Penalty Applied

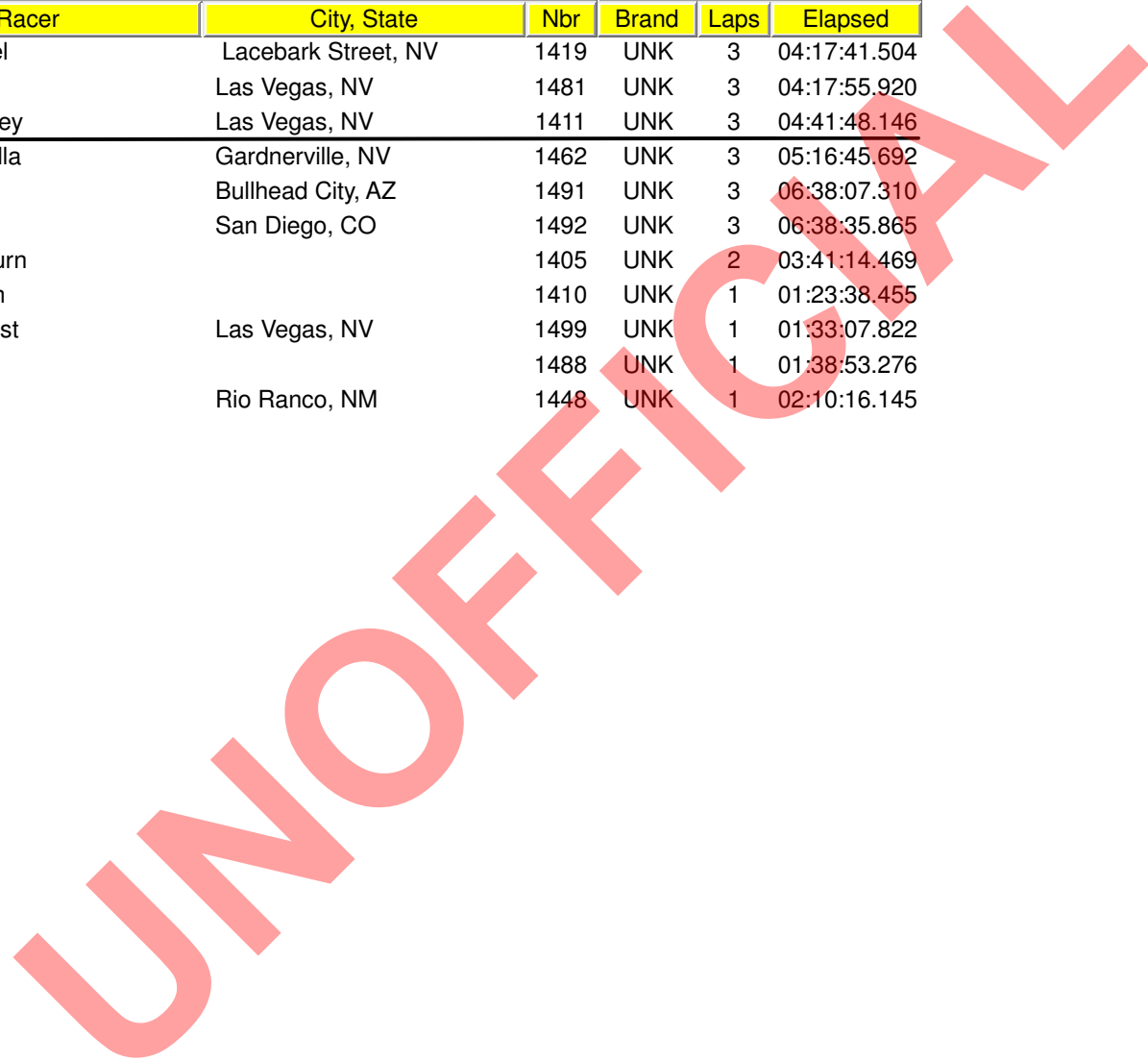


SxS Pro Turbo Unlimited				7 Entries		
Place	Racer	City, State	Nbr	Brand	Laps	Elapsed
* 1	Nicholas Turner	Lucerne Valley, CA	2922	CAM	4	05:42:18.147
* 2	Randy Adams	Hawthorn, NV	2932	UNK	4	05:42:41.435
3	Jason Pruy	Reno, NV	2917	UNK	4	05:45:44.339
4	Brian Price		2914	UNK	4	06:36:06.457
<b>DNF</b>	Arlene Mccalla	Gardnerville, NV	2962	UNK	3	06:07:35.321
<b>DNF</b>	Jon Graham	Truckee, CA	2971	ART	1	01:41:19.154
<b>DNF</b>	David Hendrickson	Murrieta, CA	2958	POL	0	00:00:00.000

UNOFFICIAL

\* Penalty Applied

1450 Sportsman				11 Entries		
Place	Racer	City, State	Nbr	Brand	Laps	Elapsed
1	Brett Michael	Lacebark Street, NV	1419	UNK	3	04:17:41.504
2	Dan Coletti	Las Vegas, NV	1481	UNK	3	04:17:55.920
3	Kevin Ramsey	Las Vegas, NV	1411	UNK	3	04:41:48.146
4	Travis McCalla	Gardnerville, NV	1462	UNK	3	05:16:45.692
* 5	Nick Faulks	Bullhead City, AZ	1491	UNK	3	06:38:07.310
6	Jay Rossi	San Diego, CO	1492	UNK	3	06:38:35.865
DNF	Byron Rayburn		1405	UNK	2	03:41:14.469
DNF	Caleb Brown		1410	UNK	1	01:23:38.455
DNF	Brandon Blust	Las Vegas, NV	1499	UNK	1	01:33:07.822
DNF	Tim Miller		1488	UNK	1	01:38:53.276
DNF	Logan Sims	Rio Rancho, NM	1448	UNK	1	02:10:16.145



\* Penalty Applied

Class 2000				4 Entries		
Place	Racer	City, State	Nbr	Brand	Laps	Elapsed
1	Kevin Benali	Las Vegas, NV	2069	UNK	3	04:55:34.338
* 2	Bobby Newmand	Lake Havasu, AZ	2022	UNK	3	04:58:26.409
3	James Hayford	Kingman, AZ	2013	UNK	3	05:18:32.000
DNF	Josh Bradfield		2014	UNK	2	05:31:22.849

UNOFFICIAL

\* Penalty Applied

Limited Sportsman				5 Entries		
Place	Racer	City, State	Nbr	Brand	Laps	Elapsed
1	Heather Hermann	Vista, CA	1330	UNK	3	04:29:22.465
* 2	Julie Boyer	Bakersfield, CA	1362	UNK	3	04:40:42.556
3	Anthony Clements	Chino, CA	1353	UNK	3	05:39:48.159
DNF	Bree Cloud	Yuma, AZ	1336	VW	1	01:25:39.983
DNF	Danielle Bradley	Las Vegas, NV	1313	VW	0	00:00:00.000

UNOFFICIAL

\* Penalty Applied

Unlimited Sportsman				4 Entries		
Place	Racer	City, State	Nbr	Brand	Laps	Elapsed
* 1	Maxwell Bender	Yorba Linda, CA	1587	UNK	3	05:12:32.803
* 2	Cliff Copland		1507	UNK	3	06:31:20.074
<b>DNF</b>	Michael Eaton		1551	UNK	2	03:30:52.712
<b>DNF</b>	Greg Bender		1563	UNK	0	00:00:00.000

UNOFFICIAL

\* Penalty Applied

Knotty Pine  
 Caliente  
 June 07, 2018  
 Class 1

Finish	Name	Nbr	Brand	Lap 1			Lap 2			Lap 3			Lap 4		
				Lap Time	Pos	Elapsed	Lap Time	Pos	Elapsed	Lap Time	Pos	Elapsed	Lap Time	Pos	Elapsed
1	Sean Gilbert	162	UNK	01:13:34.004	3	01:13:34.004	01:18:39.988	1	02:32:13.992	01:19:31.301	1	03:51:45.293	01:18:56.741	1	05:10:42.034
2	Bob Swim	159	UNK	01:16:01.631	8	01:16:01.631	01:22:51.830	3	02:38:53.461	01:22:32.505	3	04:01:25.966	01:21:24.216	2	05:22:50.182
3	Kyle Cox	191	UNK	01:15:47.050	6	01:15:47.050	01:22:41.848	2	02:38:28.898	01:25:53.939	5	04:04:22.837	01:19:23.072	3	05:23:45.909
4	Keith Waibel	172	UNK	01:09:57.677	2	01:09:57.677	01:34:05.570	7	02:44:03.247	01:19:34.173	4	04:03:37.420	01:26:08.867	4	05:29:46.287
5	Mike Frye	113	UNK	01:15:34.792	5	01:15:34.792	01:24:11.888	4	02:39:46.680	01:28:01.455	6	04:07:48.135	01:27:25.438	5	05:35:13.573
6	Richard Nowlin	199	UNK	01:25:59.636	11	01:25:59.636	01:33:37.269	9	02:59:36.905	01:33:46.184	8	04:33:23.089	01:28:43.126	6	06:02:06.215
7	John Ramirez	155	UNK	01:16:20.821	9	01:16:20.821	01:26:54.139	6	02:43:14.960	01:33:57.637	7	04:17:12.597	02:02:18.788	7	06:19:31.385
8	Billy Worthing	166	UNK	01:15:48.849	7	01:15:48.849	01:24:03.718	5	02:39:52.567	01:20:33.320	2	04:00:25.887			
9	Joe David	152	UNK	01:08:28.294	1	01:08:28.294	03:45:40.018	10	04:54:08.312	01:27:03.550	9	06:21:11.862			
10	Butch Jensen	125	UNK	01:17:49.500	10	01:17:49.500	01:39:27.412	8	02:57:16.912						
11	Sean Argentino	123	UNK	01:15:23.646	4	01:15:23.646									
12	James Dean	175	UNK	01:35:43.862	12	01:35:43.862									

UNOFFICIAL

Knotty Pine  
 Caliente  
 June 07, 2018  
 Class 10

Finish	Name	Nbr	Brand	Lap 1			Lap 2			Lap 3			Lap 4		
				Lap Time	Pos	Elapsed	Lap Time	Pos	Elapsed	Lap Time	Pos	Elapsed	Lap Time	Pos	Elapsed
1	Fred Hatch	1053	UNK	01:12:42.021	1	01:12:42.021	01:21:57.763	2	02:34:39.784	01:21:32.768	2	03:56:12.552	01:18:30.978	1	05:14:43.530
2	Vince Viola	1033	UNK	01:13:33.353	4	01:13:33.353	01:23:04.555	4	02:36:37.908	01:22:45.317	5	03:59:23.225	01:22:21.399	3	05:21:44.624
3	Brandon Johnson	1020	ALM	01:13:14.309	3	01:13:14.309	01:24:21.655	5	02:37:35.964	01:21:28.576	3	03:59:04.540	01:21:47.039	2	05:20:51.579
4	James Ford	1015	UNK	01:15:01.784	7	01:15:01.784	01:36:30.503	7	02:51:32.287	01:21:24.577	6	04:12:56.864	01:22:26.243	4	05:35:23.107
5	Conner McMulled	1022	UNK	01:14:47.950	6	01:14:47.950	01:19:38.542	1	02:34:26.492	01:21:40.017	1	03:56:06.509	01:42:28.771	5	05:38:35.280
6	Steven Scott	1060	UNK	01:17:23.654	8	01:17:23.654	01:32:50.394	6	02:50:14.048	01:26:55.656	7	04:17:09.704	01:26:28.354	6	05:43:38.058
7	Tom Coons	1082	UNK	01:48:02.785	10	01:48:02.785	01:28:54.776	8	03:16:57.561	01:31:18.045	8	04:48:15.606	01:29:59.183	7	06:18:14.789
8	Justin Wallin	1011	UNK	01:14:04.374	5	01:14:04.374	01:22:18.211	3	02:36:22.585	01:22:58.834	4	03:59:21.419			
9	Anthony Perrucci	1021	UNK	01:13:10.348	2	01:13:10.348									
10	Steven Bradford	1008	UNK	01:19:50.929	9	01:19:50.929									

UNOFFICIAL

Knotty Pine  
 Caliente  
 June 07, 2018  
 Class 12

Finish	Name	Nbr	Brand	Lap 1			Lap 2			Lap 3			Lap 4		
				Lap Time	Pos	Elapsed	Lap Time	Pos	Elapsed	Lap Time	Pos	Elapsed	Lap Time	Pos	Elapsed
1	Rob Archibald	1269	UNK	01:17:44.916	2	01:17:44.916	01:22:03.358	1	02:39:48.274	01:21:07.276	1	04:00:55.550	01:20:53.556	1	05:21:49.106
2	Scott Bassett	1211	UNK	01:17:05.611	1	01:17:05.611	01:24:02.264	2	02:41:07.875	01:24:46.084	2	04:05:53.959	01:23:31.104	2	05:29:25.063
3	Rick Madison	1204	UNK	01:21:38.913	3	01:21:38.913	01:25:48.832	3	02:47:27.745	01:29:02.030	3	04:16:29.775	01:30:22.529	3	05:46:52.304
4	Matt Vanderpool	1280	UNK	01:21:56.277	4	01:21:56.277	01:35:19.095	4	02:57:15.372	01:31:38.979	4	04:28:54.351	01:24:54.883	4	05:53:49.234
5	Bob Dziurawiec	1259	UNK	01:26:34.084	5	01:26:34.084	01:32:37.827	5	02:59:11.911	01:30:33.881	5	04:29:45.792	01:26:30.015	5	05:56:15.807

UNOFFICIAL



Knotty Pine  
 Caliente  
 June 07, 2018  
 Unlimited Truck

Finish	Name	Nbr	Brand	Lap 1			Lap 2			Lap 3			Lap 4		
				Lap Time	Pos	Elapsed	Lap Time	Pos	Elapsed	Lap Time	Pos	Elapsed	Lap Time	Pos	Elapsed
1	John Bowers	84	UNK	01:17:35.340	2	01:17:35.340	01:27:44.115	2	02:45:19.455	01:28:03.698	1	04:13:23.153	01:24:49.022	1	05:38:12.175
2	Bruce Field	81	UNK	01:24:33.245	4	01:24:33.245	01:56:13.951	3	03:20:47.196	01:30:21.351	2	04:51:08.547	01:24:20.463	2	06:15:29.010
3	Chad Hall	30	UNK	01:12:39.171	1	01:12:39.171	01:20:45.545	1	02:33:24.716						
4	Daniel Dailey	66	UNK	01:22:44.326	3	01:22:44.326									

UNOFFICIAL

Knotty Pine  
Caliente  
June 07, 2018  
1450 Pro

Finish	Name	Nbr	Brand	Lap 1			Lap 2			Lap 3			Lap 4		
				Lap Time	Pos	Elapsed	Lap Time	Pos	Elapsed	Lap Time	Pos	Elapsed	Lap Time	Pos	Elapsed
1	Jeremy Deakins	443	UNK	01:21:43.213	1	01:21:43.213									

UNOFFICIAL

Knotty Pine  
 Caliente  
 June 07, 2018  
 Class 5 Unlimited

Finish	Name	Nbr	Brand	Lap 1			Lap 2			Lap 3			Lap 4		
				Lap Time	Pos	Elapsed	Lap Time	Pos	Elapsed	Lap Time	Pos	Elapsed	Lap Time	Pos	Elapsed
1	Justin Smith	516	UNK	01:15:36.739	1	01:15:36.739	01:21:02.068	1	02:36:38.807	01:22:30.410	1	03:59:09.217	01:24:43.645	1	05:23:52.862
2	Darrell Clifton	525	UNK	01:25:01.616	2	01:25:01.616	01:37:08.500	2	03:02:10.116	01:36:49.335	2	04:38:59.451	01:25:45.377	2	06:04:44.828

UNOFFICIAL

Knotty Pine  
Caliente  
June 07, 2018  
Class 5-1600

Finish	Name	Nbr	Brand	Lap 1			Lap 2			Lap 3			Lap 4		
				Lap Time	Pos	Elapsed	Lap Time	Pos	Elapsed	Lap Time	Pos	Elapsed	Lap Time	Pos	Elapsed
1	Rodney Topping	590	UNK	01:47:48.766	1	01:47:48.766	01:40:38.026	1	03:28:26.792	01:44:59.252	1	05:13:26.044			

UNOFFICIAL

Knotty Pine  
 Caliente  
 June 07, 2018  
 Class 1-2 1600

Finish	Name	Nbr	Brand	Lap 1			Lap 2			Lap 3			Lap 4		
				Lap Time	Pos	Elapsed	Lap Time	Pos	Elapsed	Lap Time	Pos	Elapsed	Lap Time	Pos	Elapsed
1	Michael Ward	1673	UNK	01:16:34.269	3	01:16:34.269	01:22:28.109	1	02:39:02.378	01:23:07.275	1	04:02:09.653	01:23:05.696	1	05:25:15.349
2	Kenny Freeman	1601	VW	01:16:52.405	4	01:16:52.405	01:24:44.437	3	02:41:36.842	01:24:20.821	3	04:05:57.663	01:20:56.651	2	05:26:54.314
3	Emily Shapiro	1642	VW	01:18:11.080	6	01:18:11.080	01:24:30.947	4	02:42:42.027	01:26:25.478	4	04:09:07.505	01:23:40.642	3	05:32:48.147
4	Art Velasco	1652	UNK	01:06:04.263	1	01:06:04.263	01:37:10.463	5	02:43:14.726	01:26:29.711	5	04:09:44.437	01:24:35.455	4	05:34:19.892
5	Mike Cole	1605	UNK	01:21:34.166	8	01:21:34.166	01:30:19.751	7	02:51:53.917	01:32:09.016	6	04:24:02.933	01:31:25.046	5	05:55:27.979
6	Journee Richardson	1628	VW	01:30:32.940	11	01:30:32.940	01:40:31.085	10	03:11:04.025	01:39:11.745	9	04:50:15.770	01:37:39.514	6	06:27:55.284
7	Brandon Whitehead	1672	VW	01:28:54.796	10	01:28:54.796	01:39:48.845	8	03:08:43.641	01:40:30.296	8	04:49:13.937	01:45:55.546	7	06:35:09.483
8	Robert Coello	1606	VW	01:31:51.462	12	01:31:51.462	01:37:33.794	9	03:09:25.256	01:55:22.812	10	05:04:48.068	01:51:29.649	8	06:56:17.717
9	Jeff Bruner	1639	UNK	01:15:44.364	2	01:15:44.364	01:24:55.516	2	02:40:39.880	01:23:55.998	2	04:04:35.878			
10	Patrick Glennon	1656	UNK	01:22:05.258	9	01:22:05.258	01:27:58.016	6	02:50:03.274	01:34:58.446	7	04:25:01.720			
11	Alec Rodriguez	1635	VW	02:36:42.378	13	02:36:42.378	01:29:19.716	11	04:06:02.094	01:24:38.548	11	05:30:40.642			
12	Jordan Dean	1682	UNK	01:17:15.804	5	01:17:15.804									
13	Jordan Poole	1603	VW	01:20:05.894	7	01:20:05.894									

UNOFFICIAL

Knotty Pine  
Caliente  
June 07, 2018  
Heavy Metal

Finish	Name	Nbr	Brand	Lap 1			Lap 2			Lap 3			Lap 4		
				Lap Time	Pos	Elapsed	Lap Time	Pos	Elapsed	Lap Time	Pos	Elapsed	Lap Time	Pos	Elapsed
1	Monte Tibbitts	855	UNK	01:22:02.969	1	01:22:02.969	01:46:06.617	1	03:08:09.586	01:47:24.167	1	04:55:33.753	01:36:26.081	1	06:31:59.834

UNOFFICIAL

Knotty Pine  
 Caliente  
 June 07, 2018  
 Class 6100

Finish	Name	Nbr	Brand	Lap 1			Lap 2			Lap 3			Lap 4		
				Lap Time	Pos	Elapsed	Lap Time	Pos	Elapsed	Lap Time	Pos	Elapsed	Lap Time	Pos	Elapsed
1	Trevor Harvey	6157	UNK	01:18:14.591	1	01:18:14.591	01:23:43.114	1	02:41:57.705	01:43:42.381	1	04:25:40.086	01:36:02.006	1	06:01:42.092

UNOFFICIAL

Knotty Pine  
Caliente  
June 07, 2018  
Trophy Lite

Finish	Name	Nbr	Brand	Lap 1			Lap 2			Lap 3			Lap 4		
				Lap Time	Pos	Elapsed	Lap Time	Pos	Elapsed	Lap Time	Pos	Elapsed	Lap Time	Pos	Elapsed
1	John Slavic	6076	UNK	01:25:12.820	1	01:25:12.820	02:00:54.929	1	03:26:07.749	02:22:45.358	1	05:48:53.107			
2	Scaeffe Slavic	6069	UNK	01:53:20.139	2	01:53:20.139	01:55:27.391	2	03:48:47.530	02:31:31.876	2	06:20:19.406			

UNOFFICIAL



Knotty Pine  
 Caliente  
 June 07, 2018  
 Class 3000

Finish	Name	Nbr	Brand	Lap 1			Lap 2			Lap 3			Lap 4		
				Lap Time	Pos	Elapsed	Lap Time	Pos	Elapsed	Lap Time	Pos	Elapsed	Lap Time	Pos	Elapsed
1	Kevin Mckeown	3028	UNK	01:17:41.060	1	01:17:41.060	01:24:42.615	1	02:42:23.675	01:28:39.612	1	04:11:03.287	01:40:53.259	1	05:51:56.546
2	Jacob Frye	3013	UNK	01:30:43.376	4	01:30:43.376	01:51:26.534	2	03:22:09.910	01:33:42.359	2	04:55:52.269			
3	Matt Kessman	3014	UNK	01:17:46.366	2	01:17:46.366									
4	Matthew Colledge	3091	UNK	01:29:04.272	3	01:29:04.272									

UNOFFICIAL

Knotty Pine  
 Caliente  
 June 07, 2018  
 Class7s

Finish	Name	Nbr	Brand	Lap 1			Lap 2			Lap 3			Lap 4		
				Lap Time	Pos	Elapsed	Lap Time	Pos	Elapsed	Lap Time	Pos	Elapsed	Lap Time	Pos	Elapsed
1	Justin Park	7147	UNK	01:50:06.609	2	01:50:06.609	01:36:59.865	1	03:27:06.474	01:34:43.042	1	05:01:49.516			
2	Travis Dutemple	7159	UNK	01:48:11.472	1	01:48:11.472	01:43:41.787	2	03:31:53.259	01:46:08.458	2	05:18:01.717			
3	Jeff Jones	7124	UNK	02:43:51.724	4	02:43:51.724	01:55:12.600	3	04:39:04.324						
4	Darryl Zygela	7118	UNK	01:56:27.429	3	01:56:27.429									

UNOFFICIAL

Knotty Pine  
 Caliente  
 June 07, 2018  
 Class 9

Finish	Name	Nbr	Brand	Lap 1			Lap 2			Lap 3			Lap 4		
				Lap Time	Pos	Elapsed	Lap Time	Pos	Elapsed	Lap Time	Pos	Elapsed	Lap Time	Pos	Elapsed
1	Joshua Englestead	998	VW	01:34:29.829	3	01:34:29.829	01:27:59.156	1	03:02:28.985	01:50:31.460	1	04:53:00.445			
2	Nathan Cripps	918	UNK	01:33:47.573	2	01:33:47.573	01:32:27.934	2	03:06:15.507	02:15:46.348	2	05:22:01.855			
3	David London	915	VW	01:50:45.288	4	01:50:45.288	01:43:28.846	3	03:34:14.134	01:51:39.217	3	05:25:53.351			
4	Jason Davis	972	VW	01:29:24.788	1	01:29:24.788									
5	Kenny Ham	969	VW	02:01:46.990	5	02:01:46.990									

UNOFFICIAL

Knotty Pine  
 Caliente  
 June 07, 2018  
 Stock Bug

Finish	Name	Nbr	Brand	Lap 1			Lap 2			Lap 3			Lap 4		
				Lap Time	Pos	Elapsed	Lap Time	Pos	Elapsed	Lap Time	Pos	Elapsed	Lap Time	Pos	Elapsed
1	Cory Vandermark	1102	VW	01:50:37.577	1	01:50:37.577	02:03:39.505	1	03:54:17.082						
2	Scott Small	1150	VW	02:12:27.377	2	02:12:27.377	01:57:27.048	2	04:09:54.425						
3	Donna Passante	1112	VW	02:34:10.212	3	02:34:10.212									

UNOFFICIAL

Knotty Pine  
 Caliente  
 June 07, 2018  
 SxS Pro Limited

Finish	Name	Nbr	Brand	Lap 1			Lap 2			Lap 3			Lap 4		
				Lap Time	Pos	Elapsed	Lap Time	Pos	Elapsed	Lap Time	Pos	Elapsed	Lap Time	Pos	Elapsed
1	Broc Smith	1941	UNK	01:18:33.784	1	01:18:33.784	01:23:49.023	1	02:42:22.807	01:30:41.681	1	04:13:04.488	02:00:03.615	2	06:13:08.103
2	George Felix	1958	UNK	01:20:11.812	2	01:20:11.812	01:31:19.359	2	02:51:31.171	01:37:47.263	2	04:29:18.434	01:32:43.244	1	06:02:01.678
3	Cole Talbot	1942	UNK	01:21:12.894	4	01:21:12.894	01:33:44.159	4	02:54:57.053	02:19:10.813	3	05:14:07.866	01:45:18.661	3	06:59:26.527
4	Jacob Crott	1903	UNK	01:20:35.271	3	01:20:35.271	01:33:47.451	3	02:54:22.722						
5	Jeanella Clark	1976	UNK	01:46:46.663	5	01:46:46.663	02:13:47.542	5	04:00:34.205						

UNOFFICIAL

Knotty Pine

Caliente

June 07, 2018

SxS Pro Turbo Unlimited

Finish	Name	Nbr	Brand	Lap 1			Lap 2			Lap 3			Lap 4		
				Lap Time	Pos	Elapsed	Lap Time	Pos	Elapsed	Lap Time	Pos	Elapsed	Lap Time	Pos	Elapsed
1	Nicholas Turner	2922	CAM	01:20:24.849	1	01:20:24.849	01:25:14.699	2	02:45:39.548	01:24:59.303	1	04:10:38.851	01:32:39.296	2	05:43:18.147
2	Randy Adams	2932	UNK	01:20:46.090	3	01:20:46.090	01:24:23.709	1	02:45:09.799	01:30:10.529	2	04:15:20.328	01:27:36.107	1	05:42:56.435
3	Jason Pruyn	2917	UNK	01:20:42.015	2	01:20:42.015	01:28:27.190	3	02:49:09.205	01:29:41.369	3	04:18:50.574	01:26:53.765	3	05:45:44.339
4	Brian Price	2914	UNK	01:31:49.271	4	01:31:49.271	01:41:12.841	4	03:13:02.112	01:39:43.583	4	04:52:45.695	01:43:20.762	4	06:36:06.457
5	Arlene Mccalla	2962	UNK	01:45:02.663	6	01:45:02.663	02:07:38.399	5	03:52:41.062	02:14:54.259	5	06:07:35.321			
6	Jon Graham	2971	ART	01:41:19.154	5	01:41:19.154									

UNOFFICIAL

Knotty Pine  
 Caliente  
 June 07, 2018  
 1450 Sportsman

Finish	Name	Nbr	Brand	Lap 1			Lap 2			Lap 3			Lap 4		
				Lap Time	Pos	Elapsed	Lap Time	Pos	Elapsed	Lap Time	Pos	Elapsed	Lap Time	Pos	Elapsed
1	Brett Michael	1419	UNK	01:24:28.413	3	01:24:28.413	01:26:26.156	2	02:50:54.569	01:26:46.935	1	04:17:41.504			
2	Dan Coletti	1481	UNK	01:22:05.714	1	01:22:05.714	01:27:56.897	1	02:50:02.611	01:27:53.309	2	04:17:55.920			
3	Kevin Ramsey	1411	UNK	01:29:47.190	4	01:29:47.190	01:38:28.579	3	03:08:15.769	01:33:32.377	3	04:41:48.146			
4	Travis Mccalla	1462	UNK	01:35:52.137	6	01:35:52.137	01:54:34.401	4	03:30:26.538	01:46:19.154	4	05:16:45.692			
5	Nick Faulks	1491	UNK	02:28:51.353	11	02:28:51.353	02:03:18.258	7	04:32:09.611	02:06:57.699	6	06:39:07.310			
6	Jay Rossi	1492	UNK	02:27:34.501	10	02:27:34.501	01:49:13.263	6	04:16:47.764	02:21:48.101	5	06:38:35.865			
7	Byron Rayburn	1405	UNK	01:41:26.690	8	01:41:26.690	01:59:47.779	5	03:41:14.469						
8	Caleb Brown	1410	UNK	01:23:38.455	2	01:23:38.455									
9	Brandon Blust	1499	UNK	01:33:07.822	5	01:33:07.822									
10	Tim Miller	1488	UNK	01:38:53.276	7	01:38:53.276									
11	Logan Sims	1448	UNK	02:10:16.145	9	02:10:16.145									

UNOFFICIAL

Knotty Pine  
 Caliente  
 June 07, 2018  
 Class 2000

Finish	Name	Nbr	Brand	Lap 1			Lap 2			Lap 3			Lap 4		
				Lap Time	Pos	Elapsed	Lap Time	Pos	Elapsed	Lap Time	Pos	Elapsed	Lap Time	Pos	Elapsed
1	Kevin Benali	2069	UNK	01:31:51.567	2	01:31:51.567	01:40:43.110	2	03:12:34.677	01:42:59.661	1	04:55:34.338			
2	Bobby Newmand	2022	UNK	01:31:12.380	1	01:31:12.380	01:41:20.214	1	03:12:32.594	01:49:23.815	2	05:01:56.409			
3	James Hayford	2013	UNK	01:35:24.597	3	01:35:24.597	01:56:09.147	3	03:31:33.744	01:46:58.256	3	05:18:32.000			
4	Josh Bradfield	2014	UNK	01:42:59.772	4	01:42:59.772	03:48:23.077	4	05:31:22.849						

UNOFFICIAL



Knotty Pine  
 Caliente  
 June 07, 2018  
 Limited Sportsman

Finish	Name	Nbr	Brand	Lap 1			Lap 2			Lap 3			Lap 4		
				Lap Time	Pos	Elapsed	Lap Time	Pos	Elapsed	Lap Time	Pos	Elapsed	Lap Time	Pos	Elapsed
1	Heather Hermann	1330	UNK	01:23:19.818	1	01:23:19.818	01:31:12.867	1	02:54:32.685	01:34:49.780	1	04:29:22.465			
2	Julie Boyer	1362	UNK	01:31:46.152	3	01:31:46.152	01:37:45.133	2	03:09:31.285	01:32:49.271	2	04:42:20.556			
3	Anthony Clements	1353	UNK	01:59:15.340	4	01:59:15.340	01:57:45.702	3	03:57:01.042	01:42:47.117	3	05:39:48.159			
4	Bree Cloud	1336	VW	01:25:39.983	2	01:25:39.983									

UNOFFICIAL

Knotty Pine  
 Caliente  
 June 07, 2018  
 Unlimited Sportsman

Finish	Name	Nbr	Brand	Lap 1			Lap 2			Lap 3			Lap 4		
				Lap Time	Pos	Elapsed	Lap Time	Pos	Elapsed	Lap Time	Pos	Elapsed	Lap Time	Pos	Elapsed
1	Maxwell Bender	1587	UNK	01:36:34.053	2	01:36:34.053	01:46:46.944	1	03:23:20.997	01:49:41.806	1	05:13:02.803			
2	Cliff Copland	1507	UNK	01:55:42.838	3	01:55:42.838	02:26:22.186	3	04:22:05.024	02:13:00.050	2	06:35:05.074			
3	Michael Eaton	1551	UNK	01:28:13.553	1	01:28:13.553	02:02:39.159	2	03:30:52.712						

UNOFFICIAL

JUN 07, 2018

TIME CREDITS AND PENALTIES REPORT

Printed: 06/11/18 7:08 am

Nbr	Name	Class	Penalty Time	Reason
<b>Time Credits</b>				
1082	Tom Coons	Class 10	00:02:06	train delay
1204	Rick Madison	Class 12	00:00:55	train delay
1259	Bob Dziurawiec	Class 12	00:02:16	train delay
1280	Matt Vanderpool	Class 12	00:02:05	train delay
1362	Julie Boyer	Limited Sportsman	00:01:38	train delay
1491	Nick Faulks	1450 Sportsman	00:01:00	helped racer
1507	Cliff Copland	Unlmited Sportsman	00:03:45	train delay
152	Joe David	Class 1	00:01:16	train delay
1587	Maxwell Bender	Unlmited Sportsman	00:00:30	train delay
1605	Mike Cole	Class 1-2 1600	00:00:50	train delay
1635	Alec Rodriguez	Class 1-2 1600	00:00:56	train delay
1639	Jeff Bruner	Class 1-2 1600	00:01:56	train delay
1941	Broc Smith	SxS Pro Limited	00:03:15	train delay
2022	Bobby Newmand	Class 2000	00:03:30	train delay
2922	Nicholas Turner	SxS Pro Turbo Unlmitec	00:01:00	train delay
2932	Randy Adams	SxS Pro Turbo Unlmitec	00:00:15	train delay
3013	Jacob Frye	Class 3000	00:02:06	train delay
3028	Kevin Mckeown	Class 3000	00:01:45	train delay
516	Justin Smith	Class 5 Unlimited	00:01:20	track closure
516	Justin Smith	Class 5 Unlimited	00:02:30	train delay
525	Darrell Clifton	Class 5 Unlimited	00:02:30	train delay
855	Monte Tibbitts	Heavy Metal	00:02:29	train delay

Nbr	Name	Class	Penalty Time	Reason
<b>Penalties</b>				
1020	Brandon Johnson	Class 10	00:02:00	speeding
1280	Matt Vanderpool	Class 12	00:00:20	speeding
162	Sean Gilbert	Class 1	00:05:00	speeding
172	Keith Waibel	Class 1	00:00:20	speeding
1958	George Felix	SxS Pro Limited	00:10:00	cones at start finish
3014	Matt Kessman	Class 3000	00:00:20	speeding
3091	Matthew Colledge	Class 3000	00:00:20	speeding
525	Darrell Clifton	Class 5 Unlimited	00:30:00	no show drivers meeting
525	Darrell Clifton	Class 5 Unlimited	00:02:00	speeding
6069	Scaeffe Slavic	Trophy Lite	00:02:00	passing on prerun
6076	John Slavic	Trophy Lite	00:00:30	speeding
915	David London	Class 9	00:02:00	speeding
969	Kenny Ham	Class 9	00:02:00	speeding
998	Joshua Englestead	Class 9	00:00:20	speeding